


PORT DISCOVERY Children's Museum

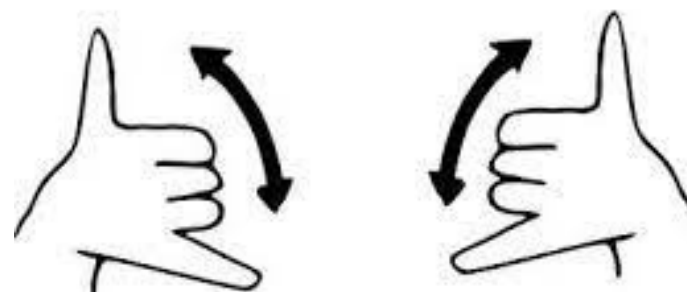


Taking A Break at Port Discovery
Created by: Laurie Moran, M.Ed.

Going to Port Discovery Children's Museum is fun. I can play at the museum.



play



Port Discovery is a museum with exhibits. I can play in the exhibits.




Sometimes, I may need a break. My teacher/
parent can help me. I can take a break.

help



I need a break.

I can take a break. I can sit under the stairs.



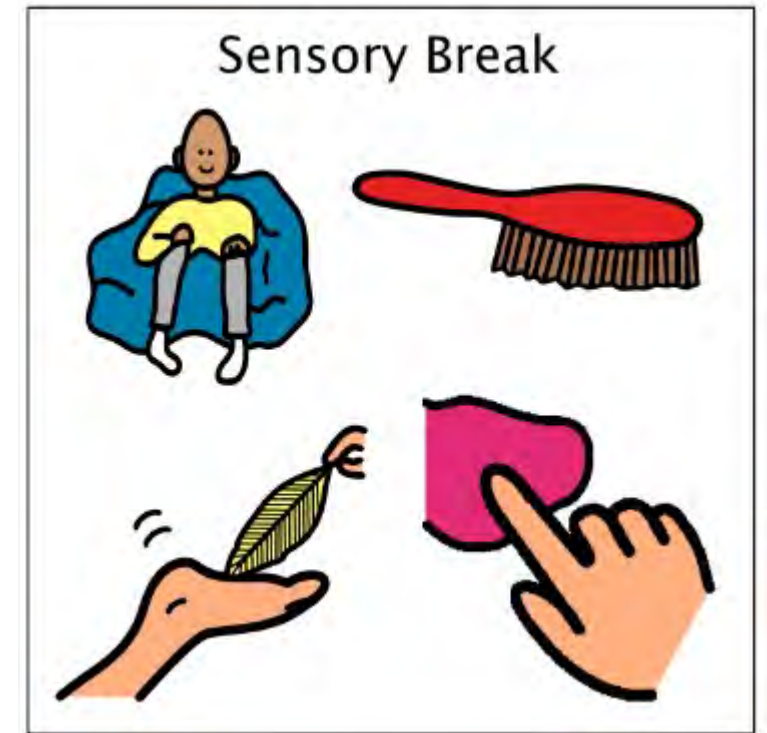
I can go to The Oasis. The Oasis is a quiet place to take a break.




Sometimes, I may need a sensory break. I can take a break. I am good at taking breaks.



I need a break.



I can get a Kulture City backpack and this will help me take a sensory break.



I can take a break. I can look at the water. Looking at the water is fun!



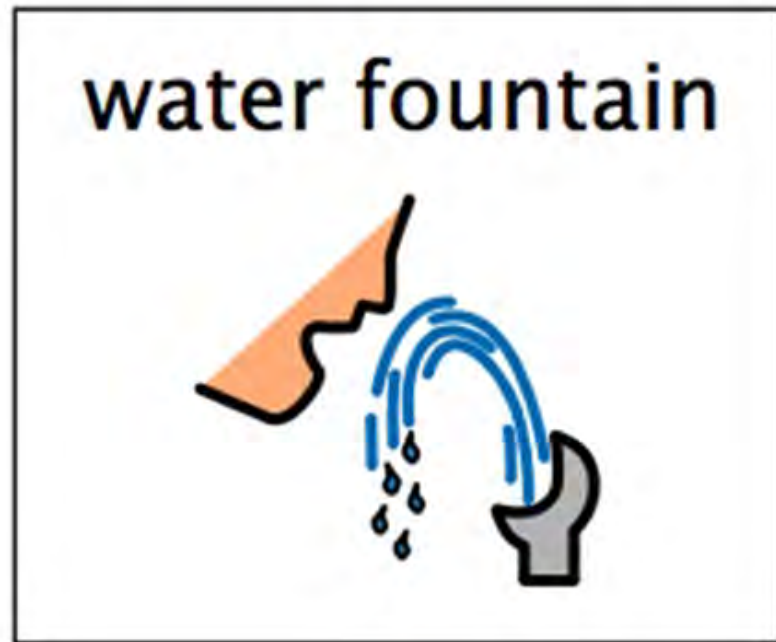
I can take a break. I can go to the bathroom.



bathroom



I can take a break. I can get a drink of water. I am good at taking a break.



There are Port Discovery Play Experts who can help me. Asking for a break is a good thing.



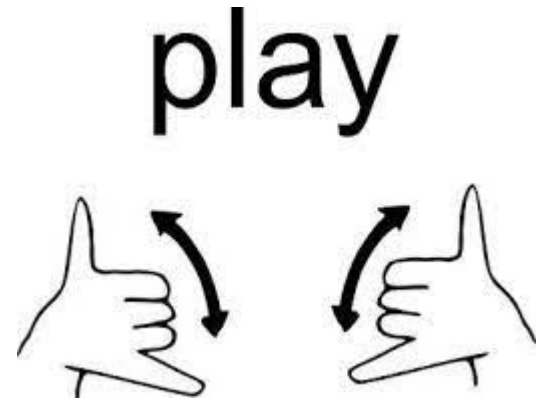
If I get tired and need a break, I can sit down.



There are different kinds of benches. I can sit on any bench I want.



Taking a break is good! I am good at taking breaks! When I am ready, I can play more!



Taking a break is good! Port Discovery is fun!



Overview:

Scripted stories help children understand how to respond and interact in unfamiliar situations, activities or events. These stories are written to assist children in social situations. When children are more prepared and understand the expectations of a situation this helps to minimize possible problem behaviors that might occur. These stories can be utilized by teachers, parents and child care providers.

These stories are a tool to help a child prepare for a new situation and to address a challenging behavior within that new setting or situation. These scripted stories can be modified. Real photographs can be used instead of clip art. Please note that you can use real photographs of the child and change the wording to make it more personalized for your child or a student.